

MADE IN USA

ELITE
ACCESS SYSTEMS INC.

www.eliteaccess.com

MODEL


RoboSlide

residential slide gate operator



**HEAVY DUTY RESIDENTIAL
SLIDE GATE OPERATOR**

WITH BATTERY BACKUP



Robo Slide™

Introduction

Elite Access Systems, Inc. presents the Robo Slide™, the intelligent gate operator. Robo Slide™ is a heavy duty residential sliding gate operator. The suggested usage is single family homes. It can handle up to 70 cycles of operation a day on a gate up to 800 lbs and 20 feet in length. This unique gate operator can be used as a wireless unit with the optional "Solar 3" power system or can be installed with up to 1000 feet of low voltage wire (reduces cost of wiring). Robo Slide™ uses only a 12 volt battery system which can be charged through the solar panels or plug in transformer. The super quiet gate operator works with a continuous cycle DC motor and gear reducer (transmission). It is equipped with an automatic closing timer, reversing sensor and electronic shut off system (electronic clutch system) and is capable of accepting a safety loop system. This operator is the perfect choice for your special gate.



MOTOR

Permanent magnetic 12-volt DC motor.

BATTERY

Sealed 12-volt, 7 amp hour battery for long operational life.




GEAR BOX

30 to 1 ratio gear reducer, in an oil bath, delivers smooth & quiet operation.



CONTROL BOARD

modular control board used LEDs to indicate all input and output functions of the operator.



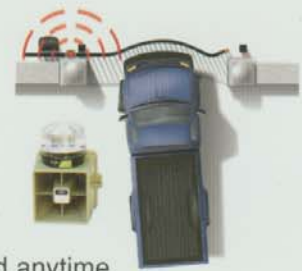


ERD SENSOR

If the gate hits an vehicle while closes, it reverses. If it hits an vehicle while opening, it stops, reverses several inches, and stops again.

OPTIONAL SOLAR 3 PANEL

Makes the Robo Slide™ a wireless system.



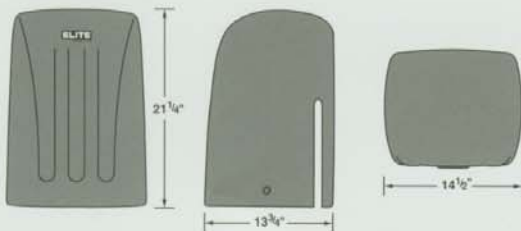
ALARM INDICATOR

Alarm will sound anytime the moving gate is physically stopped by an unwanted object.


RoboSlide™ specification

f e a t u r e s

- **COUPLING**
Coupling gives smooth operation to the gate.
- **CHASSIS**
Constructed with 1/8" sheet metal welded & fully plated.
- **SENSOR**
If the gate hits a vehicle while closing, it reverses. If it hits a vehicle while opening, it stops, reverses several inches, and stops again.
- **ALARM**
Activates anytime the moving gate physically stops by an unwanted object.
- **TIMER**
Can be set from 0 - 60 seconds.
- **COVER**
Heavy Duty, Weather Proof polyethylene plastic cover.



- SHIPPING WEIGHT:** 104 lbs
- GATE TRAVEL:** Speed = 11" per second
- CAPABILITIES:** Gate length up to 20', and 800 lbs.
- CYCLES:** 70 cycles per day with plug-in transformer. Gate size 20' X 6'. Cycles with solar power varies. Contact manufacturer.
- POWER FAILURE:** No power failure. The unit is equipped with a battery back-up system. (50 cycles)





distributors

ALABAMA
ARIZONA
ARKANSAS
CALIFORNIA
COLORADO
FLORIDA
GEORGIA
IDAHO
INDIANA
KENTUCKY

MARYLAND
MICHIGAN
MINNESOTA
MISSISSIPPI
MISSOURI
NEW MEXICO
NEW YORK
NEVADA
NORTH CAROLINA
OHIO

OKLAHOMA
OREGON
PENNSYLVANIA
SOUTH CAROLINA
TENNESSEE
TEXAS
UTAH
VIRGINIA
WASHINGTON
WISCONSIN

INTERNATIONAL
DISTRIBUTION

COLOMBIA
JAPAN
PUERTO RICO
CANADA



Elite Access Systems, Inc.
25741 Commercentre Dr.
Lake Forest, California 92630

www.eliteaccess.com

3 YEAR WARRANTY

Elite Access Systems, Inc. warrants the Robo Slide™ Gate Operator to be free of defects in workmanship and material for a period of 3 years from the date of purchase. This warranty does not cover battery or other external accessories.

INDEPENDENT DEALER OR DISTRIBUTOR